

NAVEEN KUMAR

Evolve Brands Private Limited

Level 2 Aihp Tower Udyog Vihar Phase 4 Plot No
249g, Gurgaon, Haryana 122015

Congratulations

on obtaining a Basic
Subscription to
CIBIL rank and
Company Credit
Report & GST
Report.

Hello,

As a part of your basic subscription, you will be able to refresh your Commercial Credit report once in a week. The 1st of these reports is enclosed with this letter. You will be able to refresh subsequent reports online on the login portal. The report is based on data provided by credit institutions that currently or previously have provided you with credit or those who you have approached for credit. This report is provided to you based on the KYC documents submitted / GST based OTP authentication completed by you.

Your basic subscription plan access is valid till 20 Jul 2023

PAN

AABCE2416J

Best Regards,

CIBIL Customer Services Team

(Electronically generated. Does not require a signature)

TransUnion CIBIL Limited | CIN: U72300MH2000PLC128359 |

GSTIN: 27AABCC8003B1ZA | Accounting Code of Service: 998591 |

Registered Office: One World Center, 19th Floor, Tower 2A & 2B,

841, Jupiter Textile Mill Compound, Senapati Bapat Marg, Lower Parel,
Mumbai - 400013

Tel:022 61404300. Fax:022 66384666

TAX INVOICE (Original for Recipient)

INVOICE NO.

DTCC/23-24/0000083333

COMMERCIAL CREDIT REPORT

2,503.40

CONVENIENCE FEE

38.98

INTEGRATED GST @ 18%

457.62

TOTAL (INCL.TAX)

3,000

Your payment is received towards

Report Order Number : W-302673223

Your GSTIN : 06AABCE2416J1ZY

Invoice Date

20/06/2023

Transaction
Date

20/06/2023

Payment Transaction
ID

61286572

Mode of
Payment

Electronic

Delivery charges included. CIBIL Rank has been provided to you at no additional cost.

Access the online version of this report on

www.cibil.com/company-credit-report

TERMS AND CONDITIONS

1. This facility is being offered on a best effort basis and the Consumer agrees and acknowledges that TransUnion CIBIL will not be responsible for any kind of damage arising directly or indirectly whatsoever incurred by the Consumer availing this facility.
2. The Consumer if not addressee should not use this CCR & GST Report or any information therein if erroneously received and should destroy the documents immediately.
3. The Consumer agrees and acknowledges that CCR / GST Report / any information therein will not be used for any commercial process / gain.
4. The Consumer acknowledges that no guarantee or warranty is given as to completeness and accuracy of the content of the CCR & GST Report.
5. This Company Credit Report & GST Report is being issued to the Consumer on payment of the requisite fees.
6. Place of supply is the same as the customer address mentioned above on the invoice.
7. No tax is payable on reverse charge basis.
8. In the event that the applicable GST rate is increased either in terms of the GST Act and / or in case of any adjudication by the competent authority in this regard, then TransUnion CIBIL shall be entitled to apply the increased rate as required under applicable law

Evolve Brands Private Limited

Level 2 Aihp Tower Udyog Vihar Phase 4 Plot No 249g, Gurgaon, Haryana
122015

CERTIFICATE ISSUED ON

20th Jun 2023

CIBIL RANK



DISCLAIMER: All information contained in this credit report has been collated by TransUnion CIBIL Limited (TU CIBIL) based on information provided/ submitted by its various members("Members"), as part of periodic data submission and Members are required to ensure accuracy, completeness and veracity of the information submitted. The credit report is generated using the proprietary search and match logic of TU CIBIL. TU CIBIL uses its best efforts to ensure accuracy, completeness and veracity of the information contained in the Report, and shall only be liable and / or responsible if any discrepancies are directly attributable to TU CIBIL. The use of this report is governed by the terms and conditions of the Operating Rules for TU CIBIL and its Members.

CIBIL
Part of TransUnion

One World Center, 19th Floor,
Tower 2A and 2B, 841,
Jupiter Textile Mill Compound,
Senapati Bapat Marg,
Lower Parel, Mumbai - 400 013.
Website: <https://www.cibil.com>
☎ 022 6140 4300

REPORT ORDER NUMBER:
W-302673223

Report Summary

Below is a summary of your Company Credit Report. This summary is designed to provide you an overview and help you in managing your company's finances. To understand what each sub-section in this summary means, refer to the information provided within the sub-section.

CIBIL RANK	CREDIT FACILITIES AVAILED BY YOUR COMPANY	17 Credit Facilities	CREDIT FACILITIES GUARANTEED BY YOUR COMPANY	0 Credit Facilities
1	1 CLOSED 16 OPEN	0 DELINQUENT	0 CLOSED 0 OPEN	0 DELINQUENT

ADVERSE INFORMATION						
Please refer to the glossary at the end of this report to know more about adverse information reported.						
WILFUL DEFAULT	SUIT FILED	WRITTEN OFF	SETTLED	INVOKED / DEVOLVED	OVERDUE	DISHONOURD CHEQUE
✓	✓	✓	✓	✓	✓	✓

PAYMENT REGULARITY

Past 36 months

Below is a percentage of instances where repayments were done before the due date. Upto last 36 months of payment history has been considered. A summary of delinquent months & type of delinquency has also been presented.

100%

20

/20 payments on time

NO. OF MONTHS IN DELINQUENCY

< 3 Months Overdue	3 - 12 Months Overdue	≥ 12 Months Overdue
Special Mention Account	Sub Standard	Doubtful / Loss Account
0	0	0

WORKING CAPITAL UTILISATION

Below is the current consolidated utilisation across all the working capital loans availed by your company. The graph represents the utilisation trend over last 36 months.

49%

₹ 14.4Lac Avg. Utilisation

₹ 5.7Cr Drawing Power

₹ 5.7Cr Total Sanctioned

36 MONTHS UTILISATION TREND

CURRENT EXPOSURE

Company Exposure: ₹3.4 Cr

BY CREDIT TYPE

Below is a break-up of outstanding amount across all loan types and their contribution to overall credit exposure.

16

ACTIVE CREDIT FACILITIES

● Non Funded 1 Loans	₹ 0.0 0.0%
● Working Capital 10 Loans	₹ 2.8 Cr 70.97%
● Term Loan 4 Loans	₹ 82.6 Lac 20.92%
● Forex No Active Loans	-
● Others 1 Loans	₹ 32 Lac 8.11%

BY BANK

Below is a break-up of outstanding amount across different banks and their contribution to overall credit exposure.

5

BANKS

● Hdfc Bank Ltd 11 Loans	₹ 3.6 Cr 91.3%
● Canara Bank 1 Loans	₹ 20 Lac 5.07%
● Toyota Financial Services India Ltd 1 Loans	₹ 14.3 Lac 3.63%
● American Express Bank Ltd 1 Loans	₹ 3653.0 0.01%
● Others 2 Loans	₹ 0.0 0.0%

BY BANK TYPE

Below is a break-up of outstanding amount across different types of banks and their contribution to overall credit exposure. This section includes details of Open and Close facilities.

₹3.4Cr

TOTAL EXPOSURE

● Public 1 Loans	₹ 20 Lac 5.91%
● Private 15 Loans	₹ 3 Cr 89.87%
● NBFC 1 Loans	₹ 14.3 Lac 4.23%

EXPOSURE TREND

Below chart provides the trend of consolidated outstanding amount in rupees over the past 36 months.

Company Profile

COMPANY INFORMATION			Last Reported: 31 Mar 2023
Evolve Brands Private Limited PRIVATE LIMITED			PAN NUMBER AABCE2416J
CLASS OF ACTIVITY Loans*			REGISTRATION NUMBER 06AABCE2416J1ZY
BUSINESS CATEGORY Small		BUSINESS INDUSTRY / TYPE Service Provider	CIN U74999DL2003PTC122967
SALES FIGURE -			TIN -
NO. OF EMPLOYEES -		DATE OF INCORPORATION 06 Nov 2003	CKYC* -
Loans for purchase of Motor Vehicle & Two wheelers - other than staff			URN -

ADDRESS INFORMATION			
Below is a list of addresses and their versions, reported by lenders of your company.			
LOCATION TYPE	ADDRESS	FIRST REPORTED DATE	LAST REPORTED DATE
Registered Office	Level 2 Plot No 249g.aihp Tower Udyog Vihar Ph 4,sec -14,gurgaon,haryana,122015	28 Feb 2023	25 Mar 2023
Registered Office	Evolve Brands Private Limited,level-2,Plot No-249g Aihp Tower,udyog Vihar Ph-4,gurgaon,haryana,122015	28 Feb 2023	25 Mar 2023
Registered Office	Evolve Brands Private Limited,level 2 Plot No 249 G Aihp Tower Udyog,vihar Phase 4 Gurgaon Haryana,gurgaon,haryana,122015	28 Feb 2023	25 Mar 2023
Registered Office	Evolve Brands Pvt Ltd ,level 2 Plot No 2494 Aihp Tower Udyog ,vihar Phase 4 Gurgaon Haryana ,gurgaon,haryana,122001	21 Mar 2023	21 Mar 2023
Registered Office	94,shambu Dayal Bagh,old Ishwar Nagar Okhla Ind,area,new Delhi,new Delhi,110020	28 Feb 2023	17 Mar 2023

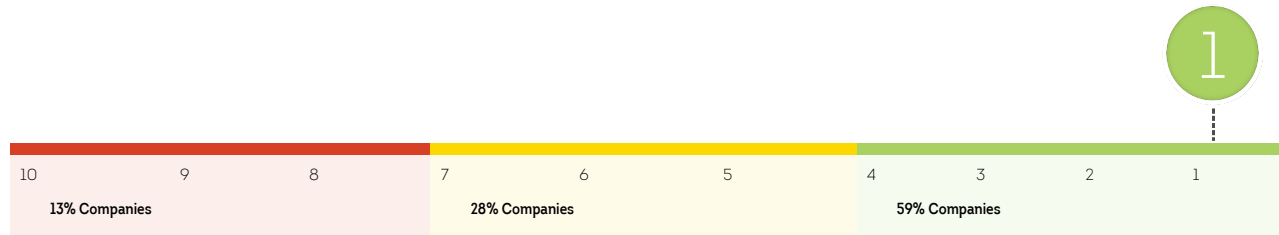
CONTACT INFORMATION	
Below is a list of landline, mobile, fax numbers and their versions, reported by lenders of your company.	
CONTACT NUMBERS 25505598 9868498789 +91-919868498789 +91-9868498789 9868498789 9999883522 42648344 42648348 1125554411 9868498789	FAX - 21 more contact numbers in the online version of this report.

RELATED PARTIES							
A related party could be an individual or entity associated with your company. Below is a list of related parties reported by lenders of your company.							
OTHERS	PERCENTAGE HOLDING	ADDRESS	CONTACT	PAN	DRIVING LICENCE	PASSPORT	RATION CARD
Vijay Singh Kadan DOB: 01 Jan 1900 Gender: - Resident Indian Individual	0%	Evolve Brands Pvt Ltd,level 2 Plot No 249g Aihp Tower Udyog,vihar Phase 4 Gurgaon Haryana,south West Delhi,new Delhi	+91-9999883522	-	-	-	-
				DIN	VOTER ID	UID	LAST REPORTED
				CKYC*	URN*		
				-	-		
OTHERS	PERCENTAGE HOLDING	ADDRESS	CONTACT	PAN	DRIVING LICENCE	PASSPORT	RATION CARD
Harish Motwani DOB: 16 Dec 1970 Gender: - Resident Indian Individual	0%	Evolve Brands Private Limited, level-2,Plot No-249g Aihp Tower,udyog Vihar Ph-4,delhi, new Delhi	+91-919868498789	-	-	-	-
				DIN	VOTER ID	UID	LAST REPORTED
				CKYC*	URN*		
				-	-		
OTHER DIRECTOR	PERCENTAGE HOLDING	ADDRESS	CONTACT	PAN	DRIVING LICENCE	PASSPORT	RATION CARD
Kiron Jyot Singh DOB: 19 Aug 1962 Gender: Male Resident Indian Individual	0%	Level 2 Plot No 249g Aihp Tower,udyog Vihar Phase-4, gurgaon,haryana	+91-919868498789	-	-	-	-
				DIN	VOTER ID	UID	LAST REPORTED
				CKYC*	URN*		
				-	-		
Information on 5 more related parties in the online version of this report.				*Additional details(if any) is available in the online version of report.			

CIBIL Rank

YOUR CIBIL RANK

CIBIL Rank is a numeric summary of your Company Credit Report and ranges from 1 to 10, where '1' is the best and '10' is the worst. Your CIBIL Rank may change based on any new information reported on your report. CIBIL Rank is generated for businesses with a credit exposure between Rs. 10 Lacs and Rs. 50 crores.



i CMRIVL-No further improvement possible in Rank

CIBIL Rank generated is based on data available with CIBIL as on date 20 Jun 2023

ENQUIRIES

6 Enquiries in last 3 months | 6 Older Enquires in last 36 months

An enquiry is added to the Company Credit Report every time a lender accesses your company's report. Below list is a record of all instances when your company's report was accessed in the past 36 months.

INSTITUTION NAME	DATE OF ENQUIRY	CREDIT TYPE	ENQUIRY AMOUNT
HDFC BANK LTD	22 May 2023	Overdraft	₹ 6,00,86,000
HDFC BANK LTD	20 May 2023	Current Account	₹ 0
HDFC BANK LTD	20 May 2023	Current Account	₹ 0
HDFC BANK LTD	10 May 2023	Overdraft	₹ 6,00,86,000
CANARA BANK	2 May 2023	Current Account	₹ 0
HDFC BANK LTD	21 Mar 2023	Unsecured Business Loan	₹ 1,10,00,000

LIST OF CREDIT FACILITIES

This section lists all the credit facilities available by your company as reported by various lenders. The credit facilities are categorized into two sub-sections i.e. 'Open' and 'Closed'. The credit facilities highlighted in Red have some adverse information while those highlighted in Green do not. The details of each account can be found on the page number mentioned in the last column.

Asset Classification: ✔ On time ● No payment information found 01 Days Overdue S Sub standard D Doubtful L Loss A ARC S* SMA NPA NPA

OPEN CREDIT FACILITIES

REGULAR CREDIT FACILITIES							Total Outstanding: ₹ 3,38,80,326 across 16 Credit Facilities
BANK	LOAN DETAILS	SANCTIONED AMOUNT	STATUS	LAST REPORTED DATE	RECENT PAYMENT HISTORY	DETAILS ON PG. NO.	
Hdfc Bank Ltd	Bank guarantee A/C PTY0083878240GUA-SE1 Opened: 5 Jun, 2009	₹1,00,000	STANDARD	31 May, 2023	Apr 2023 - May 2022 ✔✔✔ ●●●●●●●●●●	\$LR[0]	
Canara Bank	Auto Loan A/C 161000187836 Opened: 13 Sep, 2021	₹28,00,000	0 DAY PAST DUE	31 May, 2023	Apr 2023 - May 2022 ✔✔✔ ●●●●●●●●●●	\$LR[1]	
American Express Bank Ltd	Corporate credit card A/C 0120000007626QB Opened: 22 Jul, 2014	₹3,50,000	0 DAY PAST DUE	30 Apr, 2023	Mar 2023 - Apr 2022 ●●●●●●●●●●	\$LR[2]	
Axis Bank	Others A/C 920030063537798 Opened: 29 Sep, 2020	₹12,75,000	0 DAY PAST DUE	30 Apr, 2023	Mar 2023 - Apr 2022 ●●●●●●●●●●	\$LR[3]	
Axis Bank	Others A/C 923030018344737 Opened: 18 Apr, 2023	₹1	0 DAY PAST DUE	30 Apr, 2023	Mar 2023 - Apr 2022 ●●●●●●●●●●	\$LR[4]	
Toyota Financial Services India Ltd	Auto Loan A/C NDEL1275066 Opened: 28 Mar, 2023	₹13,00,000	0 DAY PAST DUE	30 Apr, 2023	Mar 2023 - Apr 2022 ✔ ●●●●●●●●●●	\$LR[5]	
Hdfc Bank Ltd	Overdraft A/C 02948430000057 Opened: 30 May, 2011	₹1,00,000	0 DAY PAST DUE	30 Apr, 2023	Mar 2023 - Apr 2022 ✔ ●●●●●●●●●●	\$LR[6]	
Hdfc Bank Ltd	GECL Loan A/C 8200946 Opened: 24 Jun, 2020	₹75,86,000	0 DAY PAST DUE	30 Apr, 2023	Mar 2023 - Apr 2022 ✔ ●●●●●●●●●●	\$LR[7]	
Hdfc Bank Ltd	Overdraft A/C 50200046232100 Opened: 10 Dec, 2019	₹1,00,000	0 DAY PAST DUE	30 Apr, 2023	Mar 2023 - Apr 2022 ✔ ●●●●●●●●●●	\$LR[8]	
Hdfc Bank Ltd	Overdraft A/C 02948020000097 Opened: 31 Oct, 2007	₹1,00,000	0 DAY PAST DUE	30 Apr, 2023	Mar 2023 - Apr 2022 ✔ ●●●●●●●●●●	\$LR[9]	
Hdfc Bank Ltd	Auto Loan A/C 125418470 Opened: 24 Dec, 2021	₹20,08,998	0 DAY PAST DUE	30 Apr, 2023	Mar 2023 - Apr 2022 ✔✔ ●●●●●●●●●●	\$LR[10]	
Hdfc Bank Ltd	Overdraft A/C 02942560003466 Opened: 23 Mar, 2009	₹1,00,000	0 DAY PAST DUE	30 Apr, 2023	Mar 2023 - Apr 2022 ✔ ●●●●●●●●●●	\$LR[11]	
Hdfc Bank Ltd	Overdraft A/C 12642320000650 Opened: 17 Dec, 2012	₹1,00,000	0 DAY PAST DUE	30 Apr, 2023	Mar 2023 - Apr 2022 ✔ ●●●●●●●●●●	\$LR[12]	
Hdfc Bank Ltd	Overdraft A/C 14092560000226 Opened: 24 Oct, 2010	₹4,98,74,992	0 DAY PAST DUE	30 Apr, 2023	Mar 2023 - Apr 2022 ✔ ●●●●●●●●●●	\$LR[13]	
Hdfc Bank Ltd	Auto Loan A/C 135509039 Opened: 31 Oct, 2022	₹35,00,000	0 DAY PAST DUE	30 Apr, 2023	Mar 2023 - Apr 2022 ✔✔ ●●●●●●●●●●	\$LR[14]	
Hdfc Bank Ltd	Unsecured business loan A/C 140202502 Opened: 24 Mar, 2023	₹66,50,000	0 DAY PAST DUE	30 Apr, 2023	Mar 2023 - Apr 2022 ✔ ●●●●●●●●●●	\$LR[15]	

DELINQUENT CREDIT FACILITIES							Total Outstanding: ₹ - across - Credit Facilities
BANK	LOAN DETAILS	SANCTIONED AMOUNT	STATUS	LAST REPORTED DATE	RECENT PAYMENT HISTORY	DETAILS ON PG. NO.	
No open delinquent credit facilities.							

CLOSED CREDIT FACILITIES

REGULAR CREDIT FACILITIES

BANK	LOAN DETAILS	SANCTIONED AMOUNT/ CLOSED DATE	STATUS	RECENT PAYMENT HISTORY	DETAILS ON PG. NO.
Hdfc Bank Ltd	Unsecured business loan A/C 139339796 Opened: 27 Feb, 2023	₹57,00,000 31 Mar, 2023	0 DAY PAST DUE	Feb 2023 - Mar 2022 	\$LR[16]

DELINQUENT CREDIT FACILITIES					Total Outstanding: ₹ - across - Credit Facilities	
BANK	LOAN DETAILS	SANCTIONED AMOUNT/ CLOSED DATE	STATUS	LAST REPORTED DATE	RECENT PAYMENT HISTORY	DETAILS ON PG. NO.
No closed delinquent credit facilities.						

LIST OF CREDIT FACILITIES AS GUARANTOR

This section lists all the credit facilities guaranteed by your company as reported by various lenders. The credit facilities are categorized into two sub-sections i.e. 'Open' and 'Closed'. The credit facilities highlighted in Red have some adverse information while those highlighted in Green do not. The details of each account can be found on the page number mentioned in the last column.

OPEN CREDIT FACILITIES

REGULAR CREDIT FACILITIES						Total Outstanding: ₹ - across - Credit Facilities	
BORROWER DETAILS	BANK	LOAN DETAILS	SANCTIONED AMOUNT	STATUS	LAST REPORTED DATE	DETAILS ON PG. NO.	
No open regular credit facilities.							

DELINQUENT CREDIT FACILITIES						Total Outstanding: ₹ - across - Credit Facilities	
BORROWER DETAILS	BANK	LOAN DETAILS	SANCTIONED AMOUNT	STATUS	LAST REPORTED DATE	DETAILS ON PG. NO.	
No open delinquent credit facilities.							

CLOSED CREDIT FACILITIES

REGULAR CREDIT FACILITIES						Total Outstanding: ₹ - across - Credit Facilities	
BORROWER DETAILS	BANK	LOAN DETAILS	SANCTIONED AMOUNT/ CLOSED DATE	STATUS	LAST REPORTED DATE	DETAILS ON PG. NO.	
No closed regular credit facilities.							

DELINQUENT CREDIT FACILITIES						Total Outstanding: ₹ - across - Credit Facilities	
BORROWER DETAILS	BANK	LOAN DETAILS	SANCTIONED AMOUNT/ CLOSED DATE	STATUS	LAST REPORTED DATE	DETAILS ON PG. NO.	
No closed delinquent credit facilities.							

CREDIT FACILITY DETAILS

This section provides the details of each credit facility availed by your company as reported by lenders. Each credit facility also has payment history upto 36 months. Months without a green dot indicate late payments and the number inside the dot represents the duration by which the payments were missed.

An alphabet inside the dot represents the asset classification reported by the lender. For more details of the asset classification, refer to the Glossary at the end of the report. The rupee value under each month represents the amount that was overdue for the credit facility in that month.

Asset Classification: ✔ On time ● No payment information found 01 Days Overdue S Sub standard D Doubtful L Loss A ARC S* SMA NPA NPA

HDFC BANK LTD		Bank guarantee A/C: PTY0083878240GUA-SE1 OPEN		STANDARD		Last Reported 31 May 2023						
LOAN INFORMATION												
SANCTIONED AMOUNT	₹1,00,000	DRAWING POWER	₹1,00,000	INSTALLMENT AMOUNT	₹0	TENURE	0					
SANCTIONED DATE	05 Jun 2009	OUTSTANDING BALANCE	₹0	REPAYMENT FREQUENCY	On Demand	LOAN EXPIRY/MATURITY	-					
HIGH CREDIT	0	LAST REPAID	0	LOAN RENEWAL	-	RESTRUCTURING REASON	-					
GUARANTEE INVOCATION DATE*	-											
PAYMENT HISTORY												
YEAR	JAN	FEB	MAR	APR	MAY	JUN	JUL	AUG	SEP	OCT	NOV	DEC
2020					● -	● -	● -	● -	● -	● -	● -	● -
2021	● -	● -	● -	● -	● -	● -	● -	● -	● -	● -	● -	● -
2022	● -	● -	● -	● -	● -	● -	● -	● -	● -	● -	● -	● -
2023	● -	✔ 0	✔ 0	✔ 0								
ADVERSE INFORMATION												
No adverse information												
SECURITY DETAILS				GUARANTOR DETAILS								
No available security details				No available guarantor details								

CANARA BANK		Auto Loan A/C: 161000187836 OPEN		0 DAY PAST DUE		Last Reported 31 May 2023						
LOAN INFORMATION												
SANCTIONED AMOUNT	₹28,00,000	DRAWING POWER	₹28,00,000	INSTALLMENT AMOUNT	-	TENURE	60					
SANCTIONED DATE	13 Sep 2021	OUTSTANDING BALANCE	₹20,01,427	REPAYMENT FREQUENCY	Bullet	LOAN EXPIRY/MATURITY	13 Sep 2026					
HIGH CREDIT	20,48,631	LAST REPAID	-	LOAN RENEWAL	-	RESTRUCTURING REASON	-					
GUARANTEE INVOCATION DATE*	-											
PAYMENT HISTORY												
YEAR	JAN	FEB	MAR	APR	MAY	JUN	JUL	AUG	SEP	OCT	NOV	DEC
2020					● -	● -	● -	● -	● -	● -	● -	● -
2021	● -	● -	● -	● -	● -	● -	● -	● -	● -	● -	● -	● -
2022	● -	● -	● -	● -	● -	● -	● -	● -	● -	● -	● -	● -
2023	● -	✔ 21.24 Lac	✔ 20.848 Lac	✔ 20.419 Lac								
ADVERSE INFORMATION												
No adverse information												
SECURITY DETAILS				GUARANTOR DETAILS								
TYPE	CLASSIFICATION	VALUE	VALUATION DATE	LAST REPORTED	No available guarantor details							
Other Assets	Primary - First Charge	28.9 Lac	09 Sep 2021	31 May 2023								

AMERICAN EXPRESS BANK LTD		Corporate credit card A/C: 0120000007626QB OPEN		0 DAY PAST DUE		Last Reported 30 Apr 2023	
LOAN INFORMATION							
SANCTIONED AMOUNT	₹3,50,000	DRAWING POWER	₹3,46,347	INSTALLMENT AMOUNT	-	TENURE	0

SANCTIONED DATE	22 Jul 2014	OUTSTANDING BALANCE	₹3,653	REPAYMENT FREQUENCY	Monthly	LOAN EXPIRY/MATURITY	-
HIGH CREDIT	-	LAST REPAID	-	LOAN RENEWAL	-	RESTRUCTURING REASON	-
GUARANTEE INVOCATION DATE*	-						

PAYMENT HISTORY												
YEAR	JAN	FEB	MAR	APR	MAY	JUN	JUL	AUG	SEP	OCT	NOV	DEC
2020				● -	● -	● -	● -	● -	● -	● -	● -	● -
2021	● -	● -	● -	● -	● -	● -	● -	● -	● -	● -	● -	● -
2022	● -	● -	● -	● -	● -	● -	● -	● -	● -	● -	● -	● -
2023	● -	● -	● -									

ADVERSE INFORMATION												
No adverse information												

SECURITY DETAILS	GUARANTOR DETAILS
No available security details	No available guarantor details

AXIS BANK <small>Others</small> A/C: 920030063537798 OPEN	0 DAY PAST DUE	Last Reported 30 Apr 2023
--	-----------------------	-------------------------------------

LOAN INFORMATION							
SANCTIONED AMOUNT	₹12,75,000	DRAWING POWER	₹12,75,000	INSTALLMENT AMOUNT	₹0	TENURE	0
SANCTIONED DATE	29 Sep 2020	OUTSTANDING BALANCE	₹-11,809	REPAYMENT FREQUENCY	Others	LOAN EXPIRY/MATURITY	28 Sep 2022
HIGH CREDIT	18,025	LAST REPAID	-	LOAN RENEWAL	27-SEP-2022	RESTRUCTURING REASON	-
GUARANTEE INVOCATION DATE*	-						

PAYMENT HISTORY												
YEAR	JAN	FEB	MAR	APR	MAY	JUN	JUL	AUG	SEP	OCT	NOV	DEC
2020				● -	● -	● -	● -	● -	● -	● -	● -	● -
2021	● -	● -	● -	● -	● -	● -	● -	● -	● -	● -	● -	● -
2022	● -	● -	● -	● -	● -	● -	● -	● -	● -	● -	● -	● -
2023	● -	● -	● -									

ADVERSE INFORMATION												
No adverse information												

SECURITY DETAILS					GUARANTOR DETAILS		
TYPE	CLASSIFICATION	VALUE	VALUATION DATE	LAST REPORTED	No available guarantor details		
Cash/ Bullion/ Bank Deposits	Primary - First Charge	0.0	-	30 Apr 2023			

AXIS BANK <small>Others</small> A/C: 923030018344737 OPEN	0 DAY PAST DUE	Last Reported 30 Apr 2023
--	-----------------------	-------------------------------------

LOAN INFORMATION							
SANCTIONED AMOUNT	₹1	DRAWING POWER	₹1	INSTALLMENT AMOUNT	₹0	TENURE	0
SANCTIONED DATE	18 Apr 2023	OUTSTANDING BALANCE	₹0	REPAYMENT FREQUENCY	Others	LOAN EXPIRY/MATURITY	31 Dec 2098
HIGH CREDIT	-	LAST REPAID	-	LOAN RENEWAL	17-APR-2024	RESTRUCTURING REASON	-
GUARANTEE INVOCATION DATE*	-						

PAYMENT HISTORY												
YEAR	JAN	FEB	MAR	APR	MAY	JUN	JUL	AUG	SEP	OCT	NOV	DEC
2020				● -	● -	● -	● -	● -	● -	● -	● -	● -
2021	● -	● -	● -	● -	● -	● -	● -	● -	● -	● -	● -	● -
2022	● -	● -	● -	● -	● -	● -	● -	● -	● -	● -	● -	● -
2023	● -	● -	● -									

ADVERSE INFORMATION												
No adverse information												

No adverse information

SECURITY DETAILS	GUARANTOR DETAILS
No available security details	No available guarantor details

TOYOTA FINANCIAL SERVICES INDIA LTD Auto Loan A/C: NDEL1275066 OPEN 0 DAY PAST DUE Last Reported 30 Apr 2023

LOAN INFORMATION							
SANCTIONED AMOUNT	₹13,00,000	DRAWING POWER	₹13,00,000	INSTALLMENT AMOUNT	₹40,915	TENURE	36
SANCTIONED DATE	28 Mar 2023	OUTSTANDING BALANCE	₹14,32,025	REPAYMENT FREQUENCY	Monthly	LOAN EXPIRY/MATURITY	20 Mar 2026
HIGH CREDIT	-	LAST REPAID	40,915	LOAN RENEWAL	-	RESTRUCTURING REASON	-
GUARANTEE INVOCATION DATE*	-						

PAYMENT HISTORY												
YEAR	JAN	FEB	MAR	APR	MAY	JUN	JUL	AUG	SEP	OCT	NOV	DEC
2020				● -	● -	● -	● -	● -	● -	● -	● -	● -
2021	● -	● -	● -	● -	● -	● -	● -	● -	● -	● -	● -	● -
2022	● -	● -	● -	● -	● -	● -	● -	● -	● -	● -	● -	● -
2023	● -	● -	✓ 14.729 Lac									

ADVERSE INFORMATION	
No adverse information	
SECURITY DETAILS	GUARANTOR DETAILS
No available security details	No available guarantor details

HDFC BANK LTD Overdraft A/C: 02948430000057 OPEN 0 DAY PAST DUE Last Reported 30 Apr 2023

LOAN INFORMATION							
SANCTIONED AMOUNT	₹1,00,000	DRAWING POWER	₹1,00,000	INSTALLMENT AMOUNT	₹0	TENURE	12
SANCTIONED DATE	30 May 2011	OUTSTANDING BALANCE	₹-43,128	REPAYMENT FREQUENCY	Others	LOAN EXPIRY/MATURITY	30 May 2023
HIGH CREDIT	-	LAST REPAID	0	LOAN RENEWAL	-	RESTRUCTURING REASON	-
GUARANTEE INVOCATION DATE*	-						

PAYMENT HISTORY												
YEAR	JAN	FEB	MAR	APR	MAY	JUN	JUL	AUG	SEP	OCT	NOV	DEC
2020				● -	● -	● -	● -	● -	● -	● -	● -	● -
2021	● -	● -	● -	● -	● -	● -	● -	● -	● -	● -	● -	● -
2022	● -	● -	● -	● -	● -	● -	● -	● -	● -	● -	● -	● -
2023	● -	● -	✓ -43,128									

ADVERSE INFORMATION	
No adverse information	
SECURITY DETAILS	GUARANTOR DETAILS
No available security details	No available guarantor details

HDFC BANK LTD GECL Loan A/C: 8200946 OPEN 0 DAY PAST DUE Last Reported 30 Apr 2023

LOAN INFORMATION							
SANCTIONED AMOUNT	₹75,86,000	DRAWING POWER	₹32,04,470	INSTALLMENT AMOUNT	₹2,38,594	TENURE	48
SANCTIONED DATE	24 Jun 2020	OUTSTANDING BALANCE	₹32,04,470	REPAYMENT FREQUENCY	Monthly	LOAN EXPIRY/MATURITY	07 Jul 2024
HIGH CREDIT	-	LAST REPAID	2,38,594	LOAN RENEWAL	-	RESTRUCTURING REASON	-

GUARANTEE INVOCATION DATE* -

PAYMENT HISTORY

YEAR	JAN	FEB	MAR	APR	MAY	JUN	JUL	AUG	SEP	OCT	NOV	DEC
2020				● -	● -	● -	● -	● -	● -	● -	● -	● -
2021	● -	● -	● -	● -	● -	● -	● -	● -	● -	● -	● -	● -
2022	● -	● -	● -	● -	● -	● -	● -	● -	● -	● -	● -	● -
2023	● -	● -	✔ 34.167 Lac									

ADVERSE INFORMATION

No adverse information

SECURITY DETAILS

No available security details

GUARANTOR DETAILS

No available guarantor details

HDFC BANK LTD

Overdraft
A/C: 50200046232100 OPEN

0 DAY PAST DUE

Last Reported
30 Apr 2023

LOAN INFORMATION

SANCTIONED AMOUNT	₹1,00,000	DRAWING POWER	₹1,00,000	INSTALLMENT AMOUNT	₹0	TENURE	12
SANCTIONED DATE	10 Dec 2019	OUTSTANDING BALANCE	₹-1,67,455	REPAYMENT FREQUENCY	Others	LOAN EXPIRY/MATURITY	30 May 2023
HIGH CREDIT	-	LAST REPAID	14,06,350	LOAN RENEWAL	-	RESTRUCTURING REASON	-
GUARANTEE INVOCATION DATE*	-						

PAYMENT HISTORY

YEAR	JAN	FEB	MAR	APR	MAY	JUN	JUL	AUG	SEP	OCT	NOV	DEC
2020				● -	● -	● -	● -	● -	● -	● -	● -	● -
2021	● -	● -	● -	● -	● -	● -	● -	● -	● -	● -	● -	● -
2022	● -	● -	● -	● -	● -	● -	● -	● -	● -	● -	● -	● -
2023	● -	● -	✔ -91,555									

ADVERSE INFORMATION

No adverse information

SECURITY DETAILS

No available security details

GUARANTOR DETAILS

No available guarantor details

HDFC BANK LTD

Overdraft
A/C: 02948020000097 OPEN

0 DAY PAST DUE

Last Reported
30 Apr 2023

LOAN INFORMATION

SANCTIONED AMOUNT	₹1,00,000	DRAWING POWER	₹1,00,000	INSTALLMENT AMOUNT	₹0	TENURE	12
SANCTIONED DATE	31 Oct 2007	OUTSTANDING BALANCE	₹-10,70,282	REPAYMENT FREQUENCY	Others	LOAN EXPIRY/MATURITY	30 May 2023
HIGH CREDIT	-	LAST REPAID	6,71,32,491	LOAN RENEWAL	-	RESTRUCTURING REASON	-
GUARANTEE INVOCATION DATE*	-						

PAYMENT HISTORY

YEAR	JAN	FEB	MAR	APR	MAY	JUN	JUL	AUG	SEP	OCT	NOV	DEC
2020				● -	● -	● -	● -	● -	● -	● -	● -	● -
2021	● -	● -	● -	● -	● -	● -	● -	● -	● -	● -	● -	● -
2022	● -	● -	● -	● -	● -	● -	● -	● -	● -	● -	● -	● -
2023	● -	● -	✔ -22,33,017									

ADVERSE INFORMATION

No adverse information

SECURITY DETAILS

No available security details

GUARANTOR DETAILS

No available guarantor details

No available security details

No available guarantor details

HDFC BANK LTD		Auto Loan A/C: 125418470		OPEN		0 DAY PAST DUE		Last Reported 30 Apr 2023				
LOAN INFORMATION												
SANCTIONED AMOUNT	₹20,08,998	DRAWING POWER	₹15,71,318	INSTALLMENT AMOUNT	₹39,875	TENURE	60					
SANCTIONED DATE	24 Dec 2021	OUTSTANDING BALANCE	₹15,71,318	REPAYMENT FREQUENCY	Monthly	LOAN EXPIRY/MATURITY	05 Jan 2027					
HIGH CREDIT	-	LAST REPAID	39,875	LOAN RENEWAL	-	RESTRUCTURING REASON	-					
GUARANTEE INVOCATION DATE*	-											
PAYMENT HISTORY												
YEAR	JAN	FEB	MAR	APR	MAY	JUN	JUL	AUG	SEP	OCT	NOV	DEC
2020				● -	● -	● -	● -	● -	● -	● -	● -	● -
2021	● -	● -	● -	● -	● -	● -	● -	● -	● -	● -	● -	● -
2022	● -	● -	● -	● -	● -	● -	● -	● -	● -	● -	● -	● -
2023	● -	✓ 16.319 Lac	✓ 16.017 Lac									
ADVERSE INFORMATION												
No adverse information												
SECURITY DETAILS					GUARANTOR DETAILS							
No available security details					No available guarantor details							

HDFC BANK LTD		Overdraft A/C: 02942560003466		OPEN		0 DAY PAST DUE		Last Reported 30 Apr 2023				
LOAN INFORMATION												
SANCTIONED AMOUNT	₹1,00,000	DRAWING POWER	₹1,00,000	INSTALLMENT AMOUNT	₹0	TENURE	12					
SANCTIONED DATE	23 Mar 2009	OUTSTANDING BALANCE	₹-25,840	REPAYMENT FREQUENCY	Others	LOAN EXPIRY/MATURITY	30 May 2023					
HIGH CREDIT	-	LAST REPAID	46,57,132	LOAN RENEWAL	-	RESTRUCTURING REASON	-					
GUARANTEE INVOCATION DATE*	-											
PAYMENT HISTORY												
YEAR	JAN	FEB	MAR	APR	MAY	JUN	JUL	AUG	SEP	OCT	NOV	DEC
2020				● -	● -	● -	● -	● -	● -	● -	● -	● -
2021	● -	● -	● -	● -	● -	● -	● -	● -	● -	● -	● -	● -
2022	● -	● -	● -	● -	● -	● -	● -	● -	● -	● -	● -	● -
2023	● -	● -	✓ -47,537									
ADVERSE INFORMATION												
No adverse information												
SECURITY DETAILS					GUARANTOR DETAILS							
No available security details					No available guarantor details							

HDFC BANK LTD		Overdraft A/C: 12642320000650		OPEN		0 DAY PAST DUE		Last Reported 30 Apr 2023				
LOAN INFORMATION												
SANCTIONED AMOUNT	₹1,00,000	DRAWING POWER	₹1,00,000	INSTALLMENT AMOUNT	₹0	TENURE	12					
SANCTIONED DATE	17 Dec 2012	OUTSTANDING BALANCE	₹-43,03,321	REPAYMENT FREQUENCY	Others	LOAN EXPIRY/MATURITY	30 May 2023					
HIGH CREDIT	-	LAST REPAID	71,50,131	LOAN RENEWAL	-	RESTRUCTURING REASON	-					
GUARANTEE INVOCATION DATE*	-											
PAYMENT HISTORY												
YEAR	JAN	FEB	MAR	APR	MAY	JUN	JUL	AUG	SEP	OCT	NOV	DEC

2020	●	-	●	-	●	-	●	-	●	-	●	-	●	-	●	-
2021	●	-	●	-	●	-	●	-	●	-	●	-	●	-	●	-
2022	●	-	●	-	●	-	●	-	●	-	●	-	●	-	●	-
2023	●	-	●	-	✔	-4,34,67,865										

ADVERSE INFORMATION

No adverse information

SECURITY DETAILS	GUARANTOR DETAILS
No available security details	No available guarantor details

HDFC BANK LTD	Overdraft A/C: 14092560000226 OPEN	0 DAY PAST DUE	Last Reported 30 Apr 2023
----------------------	--	-----------------------	-------------------------------------

LOAN INFORMATION

SANCTIONED AMOUNT	₹4,98,74,992	DRAWING POWER	₹4,98,74,992	INSTALLMENT AMOUNT	₹0	TENURE	365
SANCTIONED DATE	24 Oct 2010	OUTSTANDING BALANCE	₹2,13,81,225	REPAYMENT FREQUENCY	Others	LOAN EXPIRY/MATURITY	28 Jun 2048
HIGH CREDIT	-	LAST REPAID	-	LOAN RENEWAL	-	RESTRUCTURING REASON	-
GUARANTEE INVOCATION DATE*	-						

PAYMENT HISTORY

YEAR	JAN	FEB	MAR	APR	MAY	JUN	JUL	AUG	SEP	OCT	NOV	DEC		
2020				●	-	●	-	●	-	●	-	●	-	
2021	●	-	●	-	●	-	●	-	●	-	●	-	●	-
2022	●	-	●	-	●	-	●	-	●	-	●	-	●	-
2023	●	-	●	-	✔	4.5235 Cr								

ADVERSE INFORMATION

No adverse information

SECURITY DETAILS	GUARANTOR DETAILS
No available security details	No available guarantor details

HDFC BANK LTD	Auto Loan A/C: 135509039 OPEN	0 DAY PAST DUE	Last Reported 30 Apr 2023
----------------------	---	-----------------------	-------------------------------------

LOAN INFORMATION

SANCTIONED AMOUNT	₹35,00,000	DRAWING POWER	₹32,58,043	INSTALLMENT AMOUNT	₹70,800	TENURE	60
SANCTIONED DATE	31 Oct 2022	OUTSTANDING BALANCE	₹32,58,043	REPAYMENT FREQUENCY	Monthly	LOAN EXPIRY/MATURITY	05 Nov 2027
HIGH CREDIT	-	LAST REPAID	70,800	LOAN RENEWAL	-	RESTRUCTURING REASON	-
GUARANTEE INVOCATION DATE*	-						

PAYMENT HISTORY

YEAR	JAN	FEB	MAR	APR	MAY	JUN	JUL	AUG	SEP	OCT	NOV	DEC		
2020				●	-	●	-	●	-	●	-	●	-	
2021	●	-	●	-	●	-	●	-	●	-	●	-	●	-
2022	●	-	●	-	●	-	●	-	●	-	●	-	●	-
2023	●	-	✔	33.558 Lac	✔	33.071 Lac								

ADVERSE INFORMATION

No adverse information

SECURITY DETAILS	GUARANTOR DETAILS
No available security details	No available guarantor details

HDFC BANK LTD	Unsecured business loan A/C: 140202502 OPEN	0 DAY PAST DUE	Last Reported 30 Apr 2023
----------------------	---	-----------------------	-------------------------------------

LOAN INFORMATION												
SANCTIONED AMOUNT	₹66,50,000	DRAWING POWER	₹66,50,000	INSTALLMENT AMOUNT	₹0	TENURE	12					
SANCTIONED DATE	24 Mar 2023	OUTSTANDING BALANCE	₹66,50,000	REPAYMENT FREQUENCY	Monthly	LOAN EXPIRY/MATURITY	06 Apr 2024					
HIGH CREDIT	-	LAST REPAID	0	LOAN RENEWAL	-	RESTRUCTURING REASON	-					
GUARANTEE INVOCATION DATE*	-											

PAYMENT HISTORY												
YEAR	JAN	FEB	MAR	APR	MAY	JUN	JUL	AUG	SEP	OCT	NOV	DEC
2020				● -	● -	● -	● -	● -	● -	● -	● -	● -
2021	● -	● -	● -	● -	● -	● -	● -	● -	● -	● -	● -	● -
2022	● -	● -	● -	● -	● -	● -	● -	● -	● -	● -	● -	● -
2023	● -	● -	✔ 66.5 Lac									

ADVERSE INFORMATION												
No adverse information												

SECURITY DETAILS						GUARANTOR DETAILS					
No available security details						No available guarantor details					

HDFC BANK LTD												
Unsecured business loan A/C: 139339796 CLOSED						0 DAY PAST DUE			Last Reported 31 Mar 2023			

LOAN INFORMATION												
SANCTIONED AMOUNT	₹57,00,000	DRAWING POWER	₹0	INSTALLMENT AMOUNT	₹0	TENURE	12					
SANCTIONED DATE	27 Feb 2023	OUTSTANDING BALANCE	₹0	REPAYMENT FREQUENCY	Monthly	LOAN EXPIRY/MATURITY	06 Mar 2024					
HIGH CREDIT	-	LAST REPAID	0	LOAN RENEWAL	-	RESTRUCTURING REASON	-					
GUARANTEE INVOCATION DATE*	-											

PAYMENT HISTORY												
YEAR	JAN	FEB	MAR	APR	MAY	JUN	JUL	AUG	SEP	OCT	NOV	DEC
2020			● -	● -	● -	● -	● -	● -	● -	● -	● -	● -
2021	● -	● -	● -	● -	● -	● -	● -	● -	● -	● -	● -	● -
2022	● -	● -	● -	● -	● -	● -	● -	● -	● -	● -	● -	● -
2023	● -	✔ 57 Lac										

ADVERSE INFORMATION												
No adverse information												

SECURITY DETAILS						GUARANTOR DETAILS					
No available security details						No available guarantor details					

CREDIT RATING SUMMARY

Below are the credit ratings assigned to your company by external accredited rating agencies. These ratings are submitted to CIBIL by lenders from whom your company has availed credit.

CREDIT RATING SUMMARY			
RATING	RATING DATE	RATING EXPIRY DATE	LAST REPORTED
No credit ratings reported			

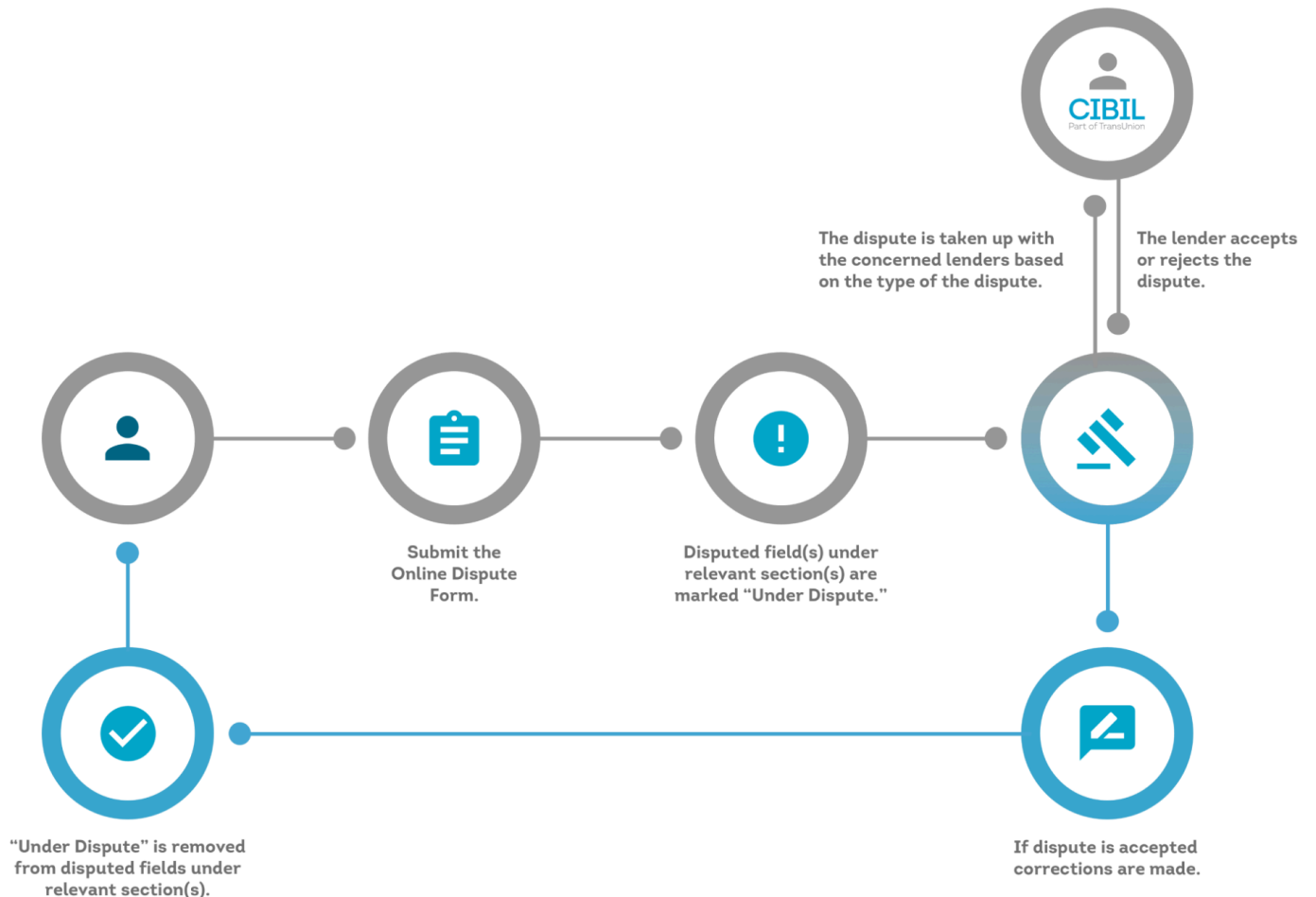
Thank you for ordering your company credit report.

You may access the online version of this report on our website www.cibil.com

Disclaimer: All information contained in this credit report has been collated by TransUnion CIBIL Limited (TU CIBIL) based on information provided/ submitted by its various members("Members"), as part of periodic data submission and Members are required to ensure accuracy, completeness and veracity of the information submitted. The credit report is generated using the proprietary search and match logic of TU CIBIL. TU CIBIL uses its best efforts to ensure accuracy, completeness and veracity of the information contained in the Report, and shall only be liable and / or responsible if any discrepancies are directly attributable to TU CIBIL. The use of this report is governed by the terms and conditions of the Operating Rules for TU CIBIL and its Members.

For dispute resolution

To raise a company dispute online visit:
<https://www.cibil.com/company-dispute-resolution>



BASIC INFORMATION

Legal Name of Taxpayer EVOLVE BRANDS PVT LTD	Registration Trade Name EVOLVE BRANDS PRIVATE LIMITED	Taxpayer Type Regular	PAN Number AABCE2416J	Constitution of Business Private Limited Company
--	---	---------------------------------	---------------------------------	--

GST RETURNS FILING

Duration: JUN 22 - MAY 23

This section details the GSTN you requested and its return filing status over last 12 months.

From the GSTN requested, the return types filed over last 12 months are: **GSTR-1,GSTR-3B**

GSTIN (Nature of business)	Status	Jun	Jul	Aug	Sep	Oct	Nov	Dec	Jan	Feb	Mar	Apr
06AABCE2416J1ZY (Service Provision,Recipient of Goods or Services)	Active	✓	✓	✓	✓	✓	✓	✓	✓	✓	✓	✓

✓ All Filled ✗ None Filled ⚠ Not filed (Details available in online version of CCR)

GST LIABILITIES

Duration: JUN 22 - MAY 23

This section details the Goods and Services Tax paid in the last 12 months basis GSTR-3B returns filed by the business.

TYPE	JUN-2022	JUL-2022	AUG-2022	SEP-2022	OCT-2022	NOV-2022	DEC-2022	JAN-2023	FEB-2023	MAR-2023	APR-2023	MAY-2023	% TO TOTAL GST LIABILITIES
INPUT TAX CREDIT	₹9.07 Lac	₹11.13 Lac	₹5.05 Lac	₹5.15 Lac	₹12.08 Lac	₹8.57 Lac	₹8.87 Lac	₹9.42 Lac	₹8.02 Lac	₹12.52 Lac	₹4.73 Lac	₹0.0	95.39%
INTERESTS	₹675.0	₹200.0	₹0.0	₹2.58 Lac	₹0.0	₹0.0	₹0.0	₹0.0	₹0.0	₹0.0	₹0.0	₹0.0	2.61%
CASH	₹42.66 K	₹24.12 K	₹33.66 K	₹6.66 K	₹6.66 K	₹6.66 K	₹6.66 K	₹26.43 K	₹24.3 K	₹10.22 K	₹10.8 K	₹0.0	2.0%
LATE FEES	₹0.0	₹0.0	₹0.0	₹0.0	₹0.0	₹0.0	₹0.0	₹0.0	₹0.0	₹0.0	₹0.0	₹0.0	0.0%

INPUT TAX CREDIT

Duration: JUN 22 - MAY 23

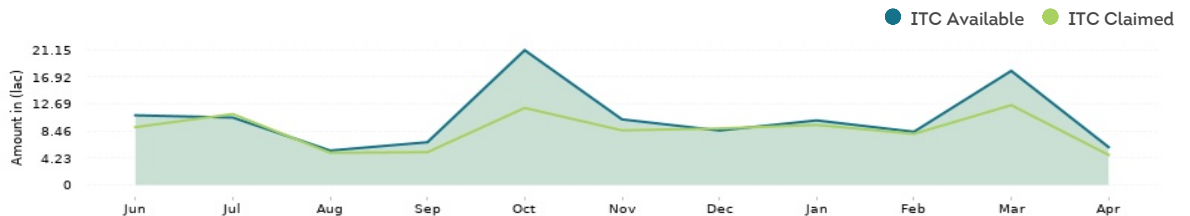
The graph here indicates on a month to month basis the total Input Tax Credit (ITC)

ITC available

₹ **1.16** cr

ITC claimed

₹ **94.6** lac



ADVANCE PAYMENT RECEIVED

Duration: Jun 2021 - May 2022, Jun 2022 - May 2023

This section provides a comparison of Advance Payments received by the business in each month over the last 24 months.



No Advanced Payment Received

SALES

Duration: Jun 2021 - May 2022, Jun 2022 - May 2023

This section provides key Sales metrics for your business. The graph shows a comparison of sales for each month over the last 24 months.

Total Sales (Jun 2022 - May 2023)

₹ 21.85 cr (0%)

Avg monthly Sales

(Jun 2022 - May 2023)

₹ 1.82 cr (0%)

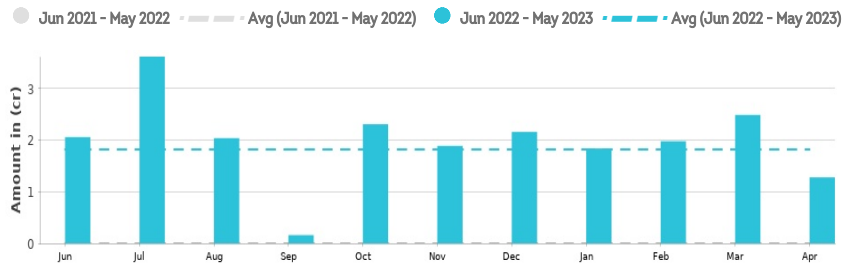
INTER VS INTRA STATE SALES

Sales within the same State (INTRA)

₹ 4.72 cr (19.35% of total sales)

Sales between two State (INTER)

₹ 19.68 cr (80.65% of total sales)



STATE WISE SALES SUMMARY

Duration: Jun 2022 - May 2023

TOP STATES

This section provides a summary of Sales from top 4 states along with their contribution to Total Sales.



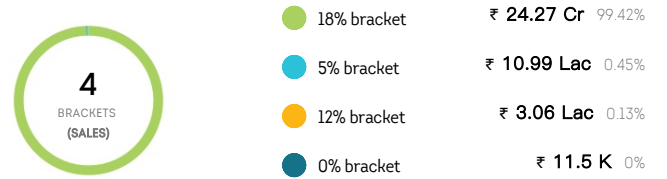
*Additional information can be viewed in the online report.

GST BRACKET WISE SALES SUMMARY

Duration: Jun 2022 - May 2023

GST BRACKETS

This section provides a summary of Sales from top 4 GST rate slab along with their contribution to Total Sales.



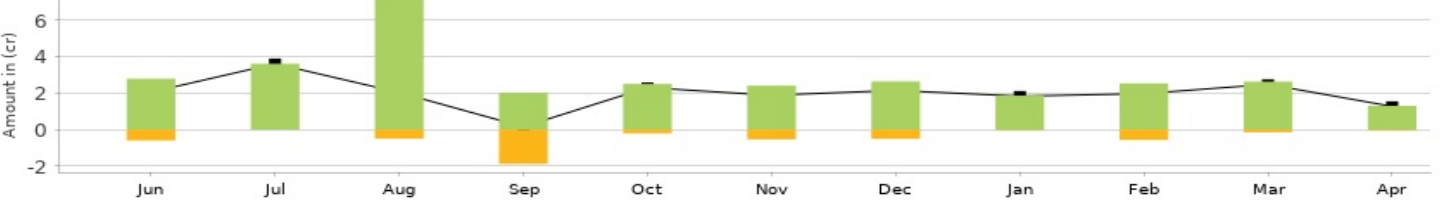
*Additional information can be viewed in the online report.

SALES BREAKUP

Duration: Jun 2022 - May 2023

This section provides the details of different components used to calculate total sales.

Total Sales = ₹ 24.41 cr
 Invoices = ₹ 29.53 cr
 Advance Payment = ₹ 0.0
 Debit Notes = ₹ 0.0
 Nil Rated, Exempted & Non-GST Supplies = ₹ 0.0
 Credit Notes = ₹ 5.12 cr



SALES INVOICE BIFURCATION

Duration: Jun 2022 - May 2023

This section provides month wise invoiced amount of top 5 invoice types raised by the business.

TYPE	JUN	JUL	AUG	SEP	OCT	NOV	DEC	JAN	FEB	MAR	APR	% TO TOTAL INVOICED AMOUNT
B2B	₹2.65 Cr (169)	₹3.62 Cr (123)	₹2.54 Cr (129)	₹2.03 Cr (120)	₹2.51 Cr (137)	₹2.42 Cr (136)	₹2.65 Cr (151)	₹1.87 Cr (130)	₹2.54 Cr (127)	₹2.64 Cr (152)	₹1.31 Cr (91)	84.54%
B2BA	₹14.57 Lac (10)	₹0	₹4.75 Cr (1)	₹0	₹0	₹0	₹0	₹0	₹0	₹0	₹0	15.45%
B2CS	₹9.03 K (1)	₹0	₹0	₹0	₹0	₹0	₹0	₹0	₹0	₹0	₹0	0%

*Additional information can be viewed in the online report.

● No. of Invoices

SALES VS PURCHASES COMPARISON

Duration: Jun 2022 - May 2023

This section provides key metrics for Sales and Purchase. The graph shows a comparison between Total Sales vs Total Purchases for the last 12 months.

Contribution of Top 10

Customers in Total Sales

85.05%

Month with highest Sales

Jul (₹3.62 Cr)

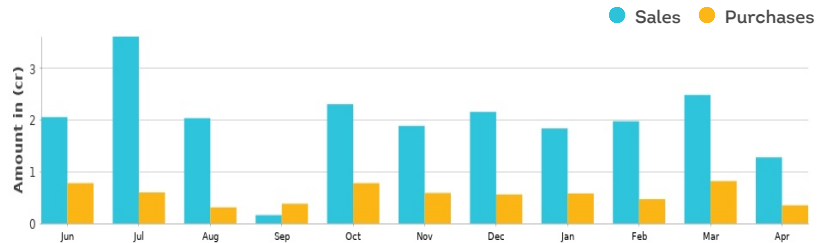
Contribution of Top 10

Suppliers in Total Purchases

75.23%

Month with highest Purchases

Mar (₹81.61 Lac)



PURCHASES

Duration: Jun 2021 - May 2022, Jun 2022 - May 2023

This section provides key Purchases metrics for your business. The graph shows a comparison of purchases for each month over the last 24 months.

Total Purchases (Jun 2022 - May 2023)

₹ **6.22 cr (0%)**

Avg monthly Purchases

(Jun 2022 - May 2023)

₹ **51.8 lac (0%)**

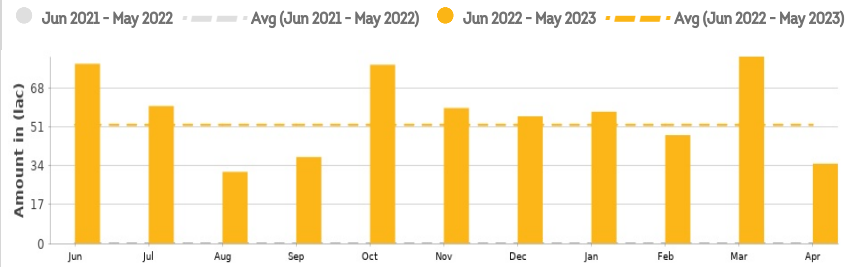
INTER VS INTRA STATE PURCHASES

Purchases within the same State (INTRA)

₹ **1.84 cr (27.60% of total purchases)**

Purchases between two State (INTER)

₹ **4.83 cr (72.40% of total purchases)**



STATE WISE PURCHASES SUMMARY

Duration: Jun 2022 - May 2023

TOP STATES

This section provides a summary of Purchases from top 4 states along with their contribution to Total Purchases.



KARNATAKA	₹ 1.9 Cr	26.84%
DELHI	₹ 1.78 Cr	25.18%
HARYANA	₹ 1.67 Cr	23.62%
MAHARASHTRA	₹ 49.53 Lac	7.01%
Others	₹ 1.23 Cr	17.35%

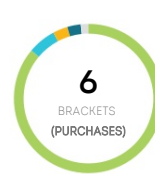
*Additional information can be viewed in the online report.

GST BRACKET WISE PURCHASES SUMMARY

Duration: Jun 2022 - May 2023

GST BRACKETS

This section provides a summary of Purchases from top 4 GST rate slab along with their contribution to Total Purchases.



18% bracket	₹ 5.75 Cr	86.13%
28% bracket	₹ 40.54 Lac	6.07%
5% bracket	₹ 21.42 Lac	3.21%
3% bracket	₹ 19.42 Lac	2.91%
Others	₹ 11.21 Lac	1.68%

*Additional information can be viewed in the online report.

PURCHASES BREAKUP

Duration: Jun 2022 - May 2023

This section provides the details of different components used to calculate total purchases.

Total Purchases

₹ **6.67 cr**

Invoices

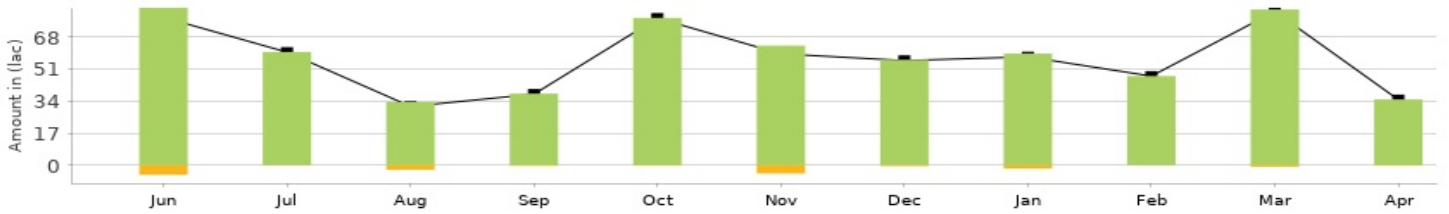
₹ **7.07 cr**

Debit Notes

₹ **220.0**

Credit Notes

₹ **39.37 lac**



PURCHASES INVOICE BIFURCATION

Duration: Jun 2022 - May 2023

This section provides month wise invoiced amount of top 5 invoice types raised by the business.

TYPE	JUN	JUL	AUG	SEP	OCT	NOV	DEC	JAN	FEB	MAR	APR	% TO TOTAL INVOICED AMOUNT
B2B	₹83.53 Lac (224)	₹60.11 Lac (191)	₹33.62 Lac (168)	₹38.04 Lac (183)	₹78.22 Lac (167)	₹63.51 Lac (181)	₹55.96 Lac (222)	₹59.26 Lac (225)	₹47.33 Lac (182)	₹82.4 Lac (220)	₹34.98 Lac (213)	99.96%
B2BA	₹0	₹0	₹0	₹0	₹0	₹0	₹0	₹0	₹0	₹26.65 K (3)	₹0	0.04%

*Additional information can be viewed in the online report.

No. of Invoices

NOTE

View your report online on the CIBIL portal to get more details and explanation about the metrics in your GST report.

DISCLAIMER:

GST Financial Report is prepared on the basis of GST Return data received from the GST Portal.